

Travel Tips for RemaxWorld Expo 2024

ATTENTION: The CKS ferry from Hong Kong Airport to Zhuhai is not available; please select another transportation method.

**Reminder: please prepare local currency and change when arriving in different cities to avoid frustration.*

All passengers should prepare local currencies in advance:

- *Guangzhou: please prepare Chinese Yuan (RMB);*
- *Hong Kong: please prepare Hong Kong dollars (HKD);*
- *Macao: please prepare Macao patacas (MOP).*

Please note that official currencies are used in each respective region, and it is recommended to have local currency on hand for your convenience when travelling and during your stay.

From Guangzhou Baiyun International Airport	
Baiyun Airport Express Line	Route: Take the airport express bus to Gongbei Bus Stop, Zhuhai
	Travelling time: 3 hours
	Operating time: 09:30 - 19:00
	Ticket price: RMB106 per person
	Tickets Counters: Area A of T1: Self-service ticket machines inside Gate A4 and A10 Area B of T1: Self-service ticket machines inside Gate B5, Counter inside Gate B12 T2: Transportation Center West Bus Terminal
	Pick-up points: Area A of T1: Outside Gate A3 and A5 Area B of T1: Outside Gate B10 and B13 T2: Transportation Center West Bus Terminal
	More info: To & From Baiyun Airport (baiyunairport.com)
	<i>Hint: Please prepare enough cash and local currency in advance to avoid frustration</i>

From Shenzhen Bao'an International Airport	
Shuttle Bus	Route: Take the shuttle bus to Gongbei Station in Zhuhai
	Travelling time: 1.5 hours
	Operating time: 08:20-20:30 (every 60-120minutes)
	Ticket price: RMB85 (USD11) per person
	Tickets: Gate 17 at the second floor of Ground Traffic Center (GTC) in Terminal 3
	Pick-up points: Gate 17 at the second floor of Ground Traffic Center (GTC) in Terminal 3
	<p><u>More info:</u> https://www.szairport.com/szairporten/lwgdgd/202404/390d2240a9d04ac0bc2016c055683434.shtml</p> <p><i>Hint: Please prepare enough cash and local currency in advance to avoid frustration</i></p>
Ferry	Route: Bus M590 → Shenzhen Airport Ferry Terminal → Zhuhai Jiuzhou Port
	Ferry travelling time: 70 minutes
	Ferry operating time: 09:50, 12:50, 15:50
	Bus Tickets: Gate 16 at the second floor of Ground Traffic Center (GTC) in Terminal 3
	Ticket price: Bus: RMB2 per person Ferry: RMB140 (USD20) per person
	<p><u>More info:</u> https://www.szairport.com/szairporten/lwgdgd/202404/390d2240a9d04ac0bc2016c055683434.shtml</p> <p><i>Hint: Please prepare enough cash and local currency in advance to avoid frustration</i></p>

From Macao International Airport	
Bus	Route: take Bus Line AP1 to Zhuhai Gongbei Port → clear Macao immigration border → go through China Mainland immigration and customs → walk across to Zhuhai (China Mainland)
	Travelling time: about 40 minutes depending on crowds
	Operating time: 6:00 - 01:20
	Ticket price: MOP6 per person
	<u>More info:</u> https://www.macao-airport.com/en/transportation/public-transport
	<i>Hint: Please prepare local cash and coins in advance to avoid frustration</i>

From Hong Kong International Airport

Operating time: 09:00-20:00

Travelling time: 45 minutes

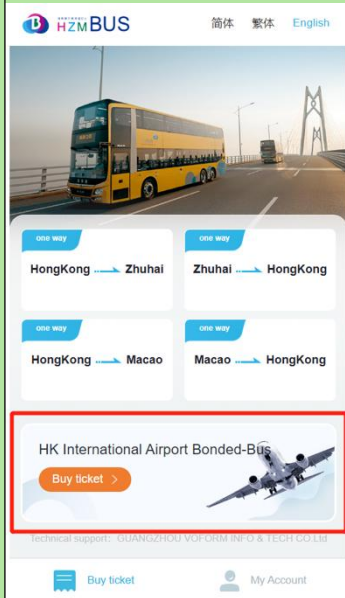
Ticket prices: HKD240.00 per person

You can pre-book your Bonded Bus Ticket by going to this link: [HZMB shuttle bus hzmbus.com](https://hzmbus.com)
Or you can just turn up at the Bonded-bus ticket counter at the E2 transfer area in Terminal 1 BEFORE clearing immigration.

Allow at least 90 minutes for processing your documents and preparing for the bust trip.

More info & Ticket purchasing: [HZMB shuttle bus hzmbus.com](https://hzmbus.com)


HK International Airport Bonded-Bus



The screenshot displays the HZMBUS website interface. At the top, there is a navigation bar with the HZMBUS logo and language options: 简体, 繁体, and English. Below the navigation bar is a large image of a yellow and blue double-decker bus on a road. Underneath the image are four route options, each with a 'one way' label and a blue arrow indicating the direction:

- HongKong → Zhuhai
- Zhuhai → HongKong
- HongKong → Macao
- Macao → HongKong

At the bottom of the screenshot, there is a red-bordered box highlighting a specific route option: 'HK International Airport Bonded-Bus'. Below this text is an orange button labeled 'Buy ticket >' and an image of an airplane. At the very bottom of the page, there are two icons: 'Buy ticket' and 'My Account'.

<p>HK-Zhuhai-Macao Bridge Bus (HZM BUS)</p>	<p><i>*Clear Immigration and Customs first and collect your luggage. You will need to take two shuttle buses to reach Zhuhai.</i></p>
	<p>Route: Take bus No. B4 from HKIA Passenger Terminal Building to HZMB Hong Kong Port Passenger Clearance Building → go through immigration (leaving Hong Kong) → take the Hong Kong-Zhuhai-Macao Bridge Shuttle Bus to Zhuhai Port → go through Mainland China immigration and customs</p> <p>B4 Route info: https://www.nlb.com.hk/route/detail/87</p>
	<p>Operating time: 24 hours a day</p>
	<p>More info & Ticket purchasing: HZMB shuttle bus hzmbus.com</p> 
	<p>Ticket prices: B4 Bus: HKD 9.1 HZM BUS: HKD65 per person during daytime and HKD70 (USD9) at night.</p>
<p>HK International Airport One-stop VIP Shuttle Bus Service</p>	<p><i>*Scheduled services take passengers directly to Zhuhai Port every day. Please make sure your travel documents are valid for entering the Mainland.</i></p>
	<p>Ticketing and Service Flow: Arriving at Terminal 1, HKIA → Purchasing tickets at Counter M01-M05 (different service providers), Mainland/Macao Transport Centre, Hall A of Arrivals Level</p>
	<p>Operating time: 08:00 - 21:00 (Might vary with different service providers)</p>
	<p>Ticket prices: HKD200.00 per person (Might vary with different service providers)</p>
	<p>More info: Mainland Coaches, Mainland Connection - Hong Kong International Airport (hongkongairport.com)</p>
	<p>Download the Mainland Transport and Tour / Travel Package Services Leaflet at: hongkongairport.com/iwov-resources/file/transport/mainland-connection/mainland-coaches/mainland_macao_transport_en.pdf</p>
<p><i>Hint: Please prepare enough cash and local currency in advance to avoid frustration</i></p>	




Getting to Zhuhai: what are the best options?



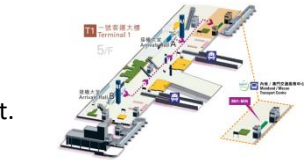


RT International Events and Communication Director, David Gibbons, offers some suggestions:

After landing in Hong Kong, you now have more options to reach Zhuhai. You can still catch a train and then a ferry from downtown Hong Kong (a long trip), but the quicker, cheaper route is over the new Hong Kong-Macau/Zhuhai Sea bridge.

If you choose to use the sea bridge, you have three options: the HK International Airport Bonded Bus (my preferred option) or public shuttle buses (which are more awkward).

Pre-Travel Tips:	Prepare some cash:	<ol style="list-style-type: none"> 1. If you are travelling through Hong Kong, have some small currency HK dollars with you. 2. For example, you will need HK\$10 to catch the B4 bus from Hong Kong Airport to the Hong Kong-Macau-Zhuhai-Bridge Border, and no change is given. Credit cards are not accepted either. 3. There is a TRAVELEX booth in the Arrivals area of HK Airport (see photo) that can exchange US dollars, Euros and Chinese RMB on the spot. 4. Arriving in mainland China with some RMB is also helpful, especially if you do not have cash in the WeChat App wallet. 200RMB (about US\$30) will be sufficient for taxis etc. 5. Apart from your hotel, you will most likely not be able to use credit cards for buses and taxis. 	
	Prepare the name and address of your hotel in Chinese:	<ol style="list-style-type: none"> 1. Ask your hotel to send the name and address to you in Chinese. 2. Show this hard copy or digital copy (on your phone) to your taxi driver to help avoid confusion and get you to the right place. 	
	Download WeChat onto your mobile device	<ol style="list-style-type: none"> 1. Have it operational before you leave home; 2. WeChat is an effective tool to engage with your suppliers even after you return home: <ol style="list-style-type: none"> a. it can translate signs and text into your own language; b. it has a wallet to store money for easy transactions in supermarkets, taxis, street vendors etc. 	

Hong Kong International Airport to Zhuhai Border

	(My preferred option) HK International Airport One-stop Bonded-Bus	(My second choice) HK International Airport One-stop VIP Ride-share Van Service	Public Shuttle Buses
Regularity:	Every 1 hour from 09:00 to 20:00		Every 30-60 minutes, 24 hours a day
Cost:	Adult: HK\$240 (US\$30) Seniors over 65): HK\$200 (US\$25) includes one piece of standard luggage. Additional luggage cost: HK \$90 (US\$11).	HK\$200 (US\$28) including luggage. Major credit cards or cash accepted.	Step 1: Route B4 - HK\$9 (about US\$1.50) You can only use Hong Kong dollars and place the notes into the deposit box next to the driver. No change is given. Step 2: Route HMZB - RMB 65 (about US\$10) plus additional RMB 65 for each additional suitcase. Cash accepted.
Travelling time:	About 45 minutes	About 50 minutes	90+ minutes
Steps:	<p>After disembarking your plane:</p> <ul style="list-style-type: none"> DO NOT clear immigration. <p>There is no need to fill out the arrival form either.</p> <ul style="list-style-type: none"> Go to the Bonded-bus ticket counter in the E2 transfer area. Present your passport, air ticket and luggage consignment note to the staff and book the bus ticket. Follow the signs down to the MTR train. Take the train to the Sea-Sky Transit Building.  	<p>After disembarking your plane:</p> <ul style="list-style-type: none"> fill in your Hong Kong Arrival form keep the second page (Hong Kong Departure form) Clear immigration and collect your bags. <ul style="list-style-type: none"> Go to the M01-M05 counter in the Arrivals Hall of HK International Airport. It is situated at the far-left end of the hall as you leave customs and immigration (see photos). Clearly request Zhuhai. You can use your credit card to purchase a VIP seat all the way to the Zhuhai border over the new Hong Kong – Macau-Zhuhai Bridge (HMZB).  	<ul style="list-style-type: none"> Take the elevator down to the street level. Look for and wait at the B4 Bus station (pictured). Pay HKD9 into the collection box next to the driver. Make sure you and your luggage are secure as the bus twists and turns regularly on the road. The trip takes about 10-15 minutes 

	<ul style="list-style-type: none"> Claim your luggage on the 4th floor of the Sea-Sky Transit Building. 	<ul style="list-style-type: none"> You will wear an identifying sticker and together with your luggage, you will be escorted to the vehicle in the neighboring car park. <p>You will travel in a comfortable, air-conditioned 8-seater ride-share van.</p>	<ul style="list-style-type: none"> The bus will take you to the Hong Kong-Macau-Zhuhai Bridge (HMZB) Immigration (departure) terminal.
	<ul style="list-style-type: none"> Follow the signs. Scan your seat and luggage tickets 	<ul style="list-style-type: none"> Have your Hong Kong Departure form (the duplicate page of the arrivals card you just used earlier) filled out ready. 	
	<ul style="list-style-type: none"> Follow the signs to the 5th floor where you will meet the bus to take you to Zhuhai. 	<ul style="list-style-type: none"> You will not leave the vehicle—the driver will help you process your immigration from the vehicle. 	<ul style="list-style-type: none"> Clear immigration. Purchase tickets for the HMZB bus. Follow the signs to catch this public bus to the Zhuhai border.
	<ul style="list-style-type: none"> Enjoy your trip to Zhuhai over the new Hong Kong - Macau - Zhuhai Bridge (HMZB). You will travel for 35 minutes across the bridge until you reach the Zhuhai, China border where you will enter Mainland China customs and immigration. 		<ul style="list-style-type: none"> You will travel for 50 minutes across the bridge until you reach the China border where you will enter Mainland China customs and immigration.



When you arrive at the Zhuhai (China Mainland) border you will need to:

- fill in the arrival card, show your passport and visa, and get photographed and fingerprinted.
- put all your luggage through the X-ray scanner to clear customs.
- exit to the taxi area, show the driver your hotel name and address details (see above).

IMPORTANT NOTE

Please abide by the Exit and Entry Administration Law of the People's Republic of China and other laws and regulations, and read the following information carefully.

1. For foreigners who reside or stay in dormitories, other than hotels, they or the persons who accommodate them shall, within 24 hours after the foreigner's arrival at the accommodation, go through the registration formalities with the public security organs in the place of residence.
2. Foreigners holding Visa 2, J1, J2 or D1, shall apply for residence permits within 30 days after entry with the exit and entry administration authority of the public security organ in the prescribed place of residence.
3. Foreigners who work in China shall obtain work permits and work-residence permits.
4. Foreigners having reached the age of 16 who stay or reside in China shall carry with them passports or other international travel documents, or foreigner's stay or residence permits, and accept the inspection of public security organs.
5. Foreigners in China shall leave the country prior to the expiry of the prescribed duration of stay or residence. If they need to continue to stay or reside in China after the expiration, they shall apply for an extension of the duration of stay or residence.
6. Foreign Permanent Resident ID Card can be used alone as identity document within Chinese mainland.
7. Foreigners violating exit-entry administration laws and regulations may be detained, ordered to exit the country within a time limit, repatriated or denied entry into China etc.

For further questions and advice, please call the China Immigration Service Hotline 12367.

外国人入境卡 ARRIVAL CARD

外国人入境卡 (Chinese)

Foreigner Arrival Card (English)

姓 (Surname)	性别 (Sex)	男 (Male)	女 (Female)
名 (Given names)	国籍 (Nationality)		
出生日期 (Date of birth)	中文姓名(简体/繁体/拼音) (Chinese name/English name)		
护照号码 (Passport No.)	签证号码 (Visa No.)	免签 (Visa-free)	否 (No)
护照有效期 (Passport validity)	护照类型 (Passport type)	普通 (Ordinary)	公务 (Official)
本人联系电话 (Personal phone No.)	在中国居住地址 (Desired address or hotel name while in China)	市 (City)	区 (District)

WELCOME TO ZHUHAI, CHINA